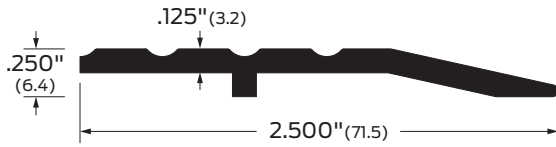


Thresholds

Half-saddle thresholds

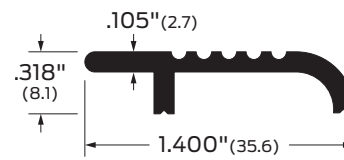
Automatic door bottoms

1545



Finishes: A, BK, D, G
Options: E, EL, V3, EV3, ELV3
ANSI/BHMA: 1545A, 1545D, 1545G, 1545BK 1545A-E, 1545D-E, 1545G-E, 1545BK-E
 J33100, J33130 J33200, J33230

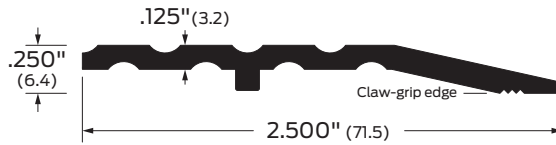
15



Finishes: B, B-ORB
ANSI/BHMA: 15B J3100, J14170

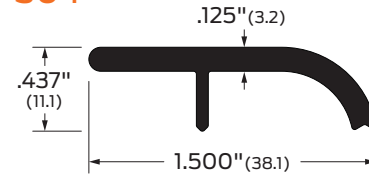
Perimeter seals

1545B



Finishes: B, B-ORB
Options: E, EL, V3, EV3, ELV3 (not available for ORB finish)
ANSI/BHMA: 1545B J13100, J13130 1545B-E J13200, J13230

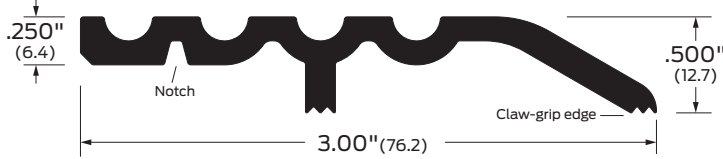
304



Finishes: A, BK, D, G
ANSI/BHMA: 304A, 304D, 304G, 304BK J33300, J34170

Weather stripping

1673

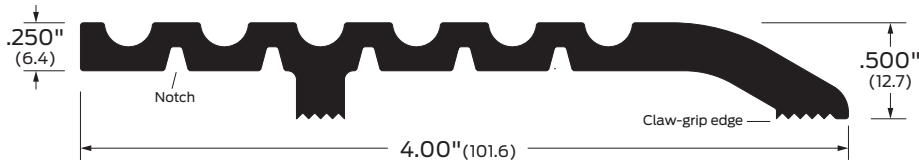


Finishes: A, BK, D, G
Options: E, EL, V3, EV3, ELV3
ANSI/BHMA: 1673A, 1673D, 1673G, 1673BK 1673A-E, 1673D-E, 1673G-E, 1673BK-E
 J33100 J33200

Note: Notch allows use with adjustable threshold system. (See p.23)

Intumescent

1674

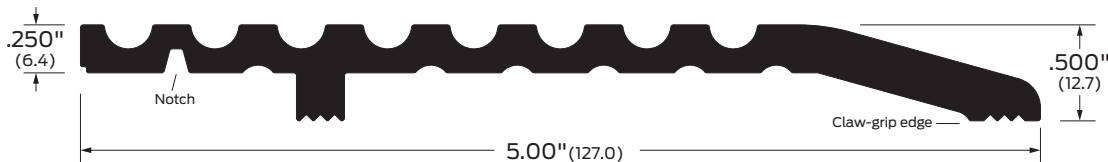


Finishes: A, BK, D, G
Options: E, EL, V3, EV3, ELV3
ANSI/BHMA: 1674A, 1674D, 1674G, 1674BK 1674A-E, 1674D-E, 1674G-E, 1674BK-E
 J33100 J33200

Note: Notch allows use with adjustable threshold system. (See p.23)

Sound control

1675



Finishes: A, BK, D, G
Options: E, EL, V3, EV3, ELV3
ANSI/BHMA: 1675A, 1675D, 1675G, 1675BK 1675A-E, 1675D-E, 1675G-E, 1675BK-E
 J33100, J33130 J33200, J33230

Note: Notch allows use with adjustable threshold system. (See p.23)

Specialty applications

See Thresholds Accessories & options page for details.

Finishes:

- A** Aluminum mill finish
- BK** Aluminum black anodized
- D** Aluminum dark bronze anodized
- G** Aluminum gold anodized
- B** Bronze, architectural mill finish
- B-ORB** Oil-rubbed bronze

Options:

- E** Epoxy abrasive tread
- EL** Photoluminescent and abrasive epoxy tread
- V3** Full body strength fill
- EV3** Epoxy and full body strength fill
- ELV3** Photoluminescent and abrasive epoxy tread, full body strength fill

Note:

Special anchors available for mounting most thresholds on concrete surfaces.

Appendix