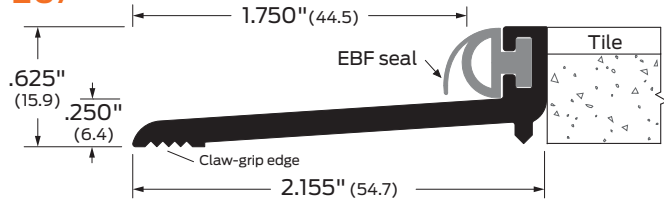


Thresholds

Rabbeted thresholds—standard



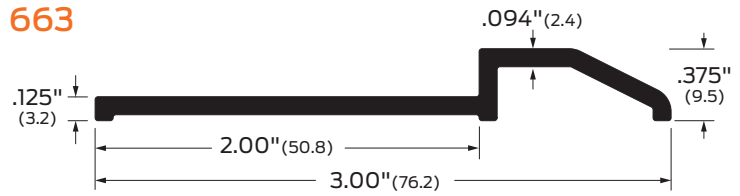
267



Finishes: A, BK, D, G
Options: E, EL
BHMA CERTIFIED
ANSI/BHMA: 267A, 264D, 267G, 267BK, 267A-E, 267D-E, 267G-E, 267BK-E
 J36300
 J36400

Suitable for uneven floors.
 Neoprene extruded bulb/finger for double-sealing protection.

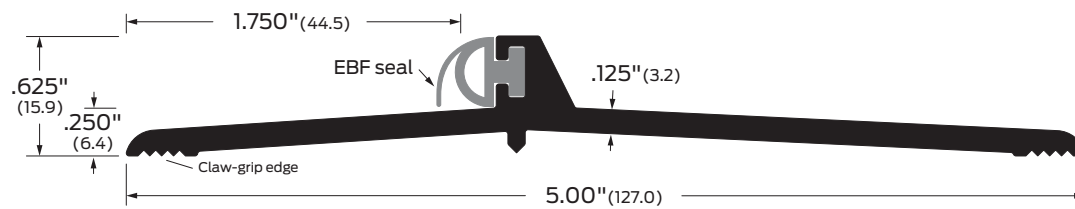
663



Finishes: A, BK, D, G
Options: E, EL, V3, EV3, ELV3
BHMA CERTIFIED
ANSI/BHMA: 663A, 663D, 663G, 663BK, 663A-E, 663BK-E, 663D-E, 663G-E
 J37360, J373360
 J37400, J37436

Rabbeted, butt & transition.
 Supplied without mounting holes.

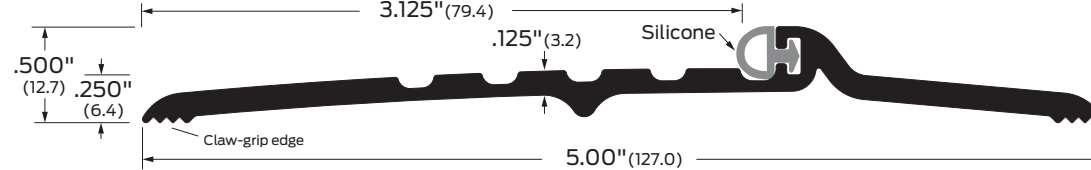
265



Finishes: A, BK, D, G
Options: E, EL
BHMA CERTIFIED
ANSI/BHMA: 265A, 265D, 265G, 265BK, 265A-E, 265D-E, 265G-E, 265BK-E
 J36300
 J36400

For latch track hardware.
 Neoprene extruded bulb/finger for double-sealing protection.

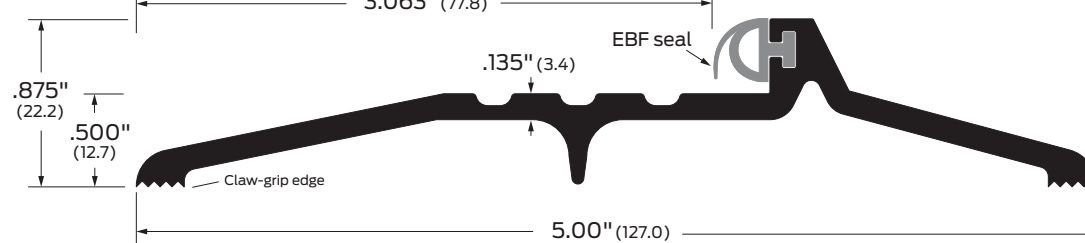
65



Finishes: A, BK, D, G, B, B-ORB
Options: E, EL (not available for ORB finish)
BHMA CERTIFIED
ANSI/BHMA: 65A, 65D, 65G, 65BK, 65A-E, 65D-E, 65G-E, 65BK-E, 65B, 65B-E
 J36100, J36130
 J36200, J36230
 J16100, J16130
 J16200, J16230

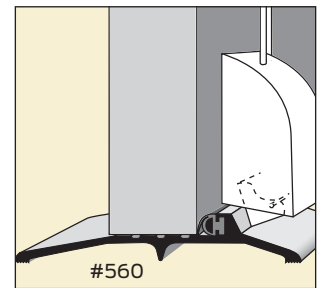
For latch track hardware.

560



Finishes: A, BK, D, G
Options: E, EL, V3, EV3, ELV3
BHMA CERTIFIED
ANSI/BHMA: 560A, 560D, 560G, 560BK, 560A-E, 560D-E, 560G-E, 560BK-E
 J36100
 J36200

For latch track hardware.
 Neoprene extruded bulb/finger for double-sealing protection.



#560
 Specially designed for bottom-latching exits and locks.

See Thresholds Accessories & options page for details.

Finishes:

- A** Aluminum mill finish
- BK** Aluminum black anodized
- D** Aluminum dark bronze anodized
- G** Aluminum gold anodized
- B** Bronze, architectural mill finish
- B-ORB** Oil-rubbed bronze

Options:

- E** Epoxy abrasive tread
- EL** Photoluminescent and abrasive epoxy tread
- V3** Full body strength fill
- EV3** Epoxy and full body strength fill
- ELV3** Photoluminescent and abrasive epoxy tread, full body strength fill

Note:

Special anchors available for mounting most thresholds on concrete surfaces.